

Housing Allocations Survey – Spring 2025 – results.

Change one: Have more levels of priority

I think the council should:				
Answer Choices			Response Percent	Response Total
1	Make the change	<div></div>	58.96%	125
2	I don't have a strong opinion or I'm not sure	<div></div>	12.26%	26
3	Keep things as they are now	<div></div>	28.77%	61
			answered	212
			skipped	0




Change two: Remove priority for people in employment

I think the council should:				
Answer Choices			Response Percent	Response Total
1	Make the change	<div></div>	37.74%	80
2	I don't have a strong opinion or I'm not sure	<div></div>	13.68%	29
3	Keep things as they are now	<div></div>	48.58%	103
			answered	212
			skipped	0




Change three: Give more help with prevention

I think the council should:				
Answer Choices			Response Percent	Response Total
1	Make the change	<div></div>	61.32%	130
2	I don't have a strong opinion or I'm not sure	<div></div>	21.23%	45
3	Keep things as they are now	<div></div>	17.45%	37
			answered	212
			skipped	0




Change four: Putting welfare and medical priorities together

I think the council should:				
Answer Choices			Response Percent	Response Total
1	Make the change		73.11%	155
2	I don't have a strong opinion or I'm not sure		10.38%	22
3	Keep things as they are now		16.51%	35
			answered	212
			skipped	0





Change five: Changing the level of priority for lacking a bedroom








I think the council should:				
Answer Choices			Response Percent	Response Total
1	Make the change		70.28%	149
2	I don't have a strong opinion or I'm not sure		9.91%	21
3	Keep things as they are now		19.81%	42
			answered	212
			skipped	0




Change six: Moving on from hostel (supported) accommodation

I think the council should:				
Answer Choices			Response Percent	Response Total
1	Make the change		55.66%	118
2	I don't have a strong opinion or I'm not sure		22.64%	48
3	Keep things as they are now		21.70%	46
			answered	212
			skipped	0





About you

Gender				
Answer Choices			Response Percent	Response Total
1	Male		23.70%	50
2	Female		73.46%	155
3	Non-binary		0.00%	0
4	Prefer to self-describe		0.47%	1
5	Prefer not to say		2.37%	5
			answered	211
			skipped	1

Age				
Answer Choices			Response Percent	Response Total
1	Under 18		0.00%	0
2	18-24		5.19%	11
3	25-34		18.40%	39
4	35-44		23.58%	50
5	45-54		16.51%	35
6	55-64		16.51%	35
7	65 and over		16.51%	35
8	Prefer not to say		3.30%	7
			answered	212
			skipped	0

Do you have a long-term physical or mental illness, impairment or disability?				
Answer Choices			Response Percent	Response Total
1	Yes		33.02%	70
2	No		54.72%	116
3	Prefer not to say		12.26%	26
			answered	212
			skipped	0

Have you experienced homelessness, or been at risk of homelessness?

Answer Choices			Response Percent	Response Total
1	No		44.81%	95
2	Yes currently		7.55%	16
3	Yes in the past		35.38%	75
4	Prefer not to say		12.26%	26
			answered	212
			skipped	0